

Instructions for use

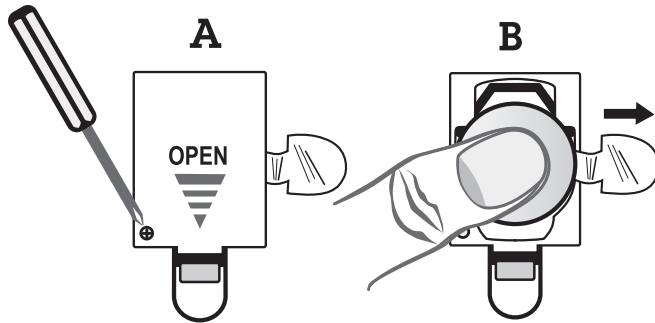
Remove all packaging before first using the scale

Note: The plastic insulator in the battery compartment must be removed for the scale to function.


A. Undo the retaining screw with a screwdriver and remove the battery compartment cover.

B. Gently press your thumb on the battery cell to hold it in place, then slowly pull out the insulator tab. This will activate the battery cell.

C. Replace the cover and secure it by re-inserting the screw. The scale is now ready for use.



FUNCTION KEYS



1. Place the scale on a hard, level surface. If you intend using a bowl or container, put it on the scale first before turning it on.
2. To turn the scale on, press 'ON/TARE'.
3. The full display appears for about 2 seconds before it 'zeroes' indicating it is now ready for use.
4. To change the unit measure, press 'UNIT'. The screen displays in the following sequence:
lb....ml....g....oz.

5. Put the item or ingredients directly onto the platform or in the bowl or container centred securely on the platform. Ensure the scale readout shows zero before weighing, otherwise press 'ON/TARE' to reset it.



To use the tare weighing function

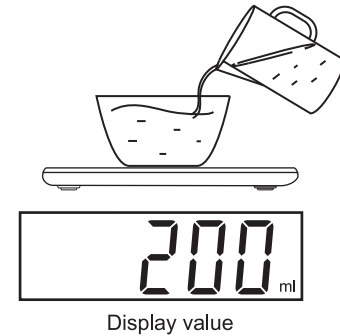
This scale allows the separate weighing of items as they are added onto the scale. No need to empty the bowl or container!

1. After weighing the first item on the scale and with this first item still on the scale, press 'ON/TARE' to reset the display to zero. 'Tare' appears to the left of the screen confirming this mode.
2. Add the second item to the scale. The scale will now display the weight of the second item only.
3. If you have additional items to weigh, repeat Steps 1. and 2. The total weight of all the items on the scale (including the bowl or container if using one), must not exceed the capacity of the scale, which is 5000g / 11lb / 176oz / 5000ml

4. The total weight of the items on the scale, (including the container or bowl if using one), can be obtained by first pressing 'ON/TARE', then removing all items off the scale. The total weight will be displayed as a negative figure.

To turn the scale off

Turn the scale off anytime by holding down 'ON/TARE' for approximately 3 seconds. Otherwise, if left idle, the scale will switch off automatically after about 60 seconds.



To measure water

The scale measures water volume in 'mls' only

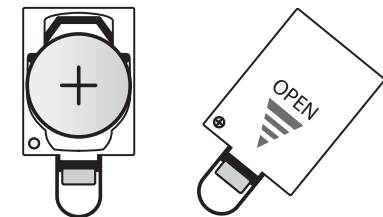
1. Place the container or jug on the scale first before turning it on.
2. Once it is turned on, press 'UNIT' to select 'ml'.
3. The scale is ready for use when it is 'zeroed'.
4. Begin pouring water into the container or jug, checking the display at the same time. Stop when the volume reaches your need.
5. Tare feature functions as normal.

Overloading

If the scale is overloaded, 'EEEE' will be displayed. Remove the weight immediately or damage to the scale may occur.

Low battery indicator

'LO' will appear on the readout indicating the battery needs to be changed. Replace the battery with a fresh, good quality lithium one, making sure the '+' symbol is faced up.



Caring for your Scale

Clean the scale with a slightly damp cloth. Do not use a corrosive cleaner.

The scale is not waterproof. Do not immerse directly into water.

Do not attempt to dismantle the scale. It does not contain parts that may be repaired by the user.

Do not subject the scale to extreme temperatures.

Remove the battery if the scale is not being used for a long period of time.

Battery Warning

- KEEP OUT OF REACH OF CHILDREN.
- Batteries are harmful if swallowed.
- Non-rechargeable batteries are not to be recharged.
- Only batteries of the same or equivalent type are to be used.
- Batteries are to be inserted with the correct polarity.
- Remove exhausted batteries from the product.
- Remove batteries from the battery compartment when not in use.
- Never throw batteries in a fire or attempt to open up their outer casing.
- Dispose of old batteries responsibly.

BATTERY WARNING:

INTERNAL BURNS / CHOKING HAZARD

Swallowing batteries may lead to serious injury or death (severe burns can occur within 2 hours).

IMMEDIATELY SEE A DOCTOR

Emergency Telephone Numbers

AUSTRALIA 000 NEW ZEALAND 111

Poisons Information Centre

AUSTRALIA 13 1126 NEW ZEALAND 0800 764 766

KEEP BATTERIES OUT OF REACH OF CHILDREN

Dispose of batteries immediately and responsibly

Specifications

Capacity: 5000g / 11lb / 176oz / 5000ml

Graduation: 1g / 0.002lb / 0.1oz / 1ml

Tare weigh function

Measures water volume in ml

Tempered Glass platform

Touch sensors

Auto Off

Overload and Low battery indicators

Battery: 1 x CR2032 Lithium (included)

McGLOINS supertex

ABN 40 000 028 688

W: www.mcglains-supertex.com.au

E: info@mstx.com.au

T: +61 (0) 2 9836 1000

F: +61 (0) 2 9836 1055

Made in China



A signatory to the
Australian Packaging Covenant



PLEASE DISPOSE
OF PACKAGING
RESPONSIBLY



RECYCLABLE
CARDBOARD



proper[®]
5kg round
glass top
digital scale

In your home since 1920

Style: 1355, 1356, 1357, 1336, 1337, 1338

Name: Disque



Operating Instructions