

### What items cannot be stored in SpaceVac®?

Do not use SpaceVac® to store food items or items made of leather or animal fur. If you have questions regarding the effects of vacuum-storage on a specific item, check with your SpaceVac® supplier.

All items should be completely dry before packing into SpaceVac®. Dry-cleaned items must be thoroughly aired before packing. If you need to store damp items whilst travelling, do not keep them in the bag for more than 24 hours.

**Precaution:** Feather, down and wool-filled items should only be compressed 50% as further compression can damage feathers and clump wool fibres.

### Can I re-use my SpaceVac® cube?

Yes.

### The vacuum nozzle does not completely seal the SpaceVac® valve.

Some vacuum connectors may not fully cover the valve seal. To speed up suction, cup one finger around the nozzle. Alternatively, wrap the nozzle in either sticky tape, electrical tape, aluminum foil or cling wrap if necessary.

### The SpaceVac® bag does not work with my handheld vacuum cleaner!

Some handheld vacuum cleaners have insufficient power to remove the air from the bag.

### Which SpaceVac® bag would I need?

See table below. Refer also to the back of the box or go to [www.spacevacbags.com.au](http://www.spacevacbags.com.au)

**Handy Tip:** Measure your shelf space before you pack your bags to ensure your bag size fits in your wardrobe.

<b>JUMBO</b> 89cm x 121cm 2 King Doonas 4 Pillows	<b>EXTRA LARGE</b> 67cm x 100cm 1 Queen Doona 2 Pillows	<b>LARGE</b> 54cm x 85cm 10-12 Jumpers	<b>MEDIUM</b> 45cm x 57cm 5-6 Jumpers	<b>OTHER SIZES AVAILABLE</b> Please use content capacity as a guide only	<b>HANGING</b> 70cm x 150cm 10 Suits, Coats or Dresses
<b>JUMBO TOTE</b> 65cm x 50cm x 27cm 2 King Doonas 4 Pillows 12 Jumpers	<b>XLGE UNDERBED TOTE</b> 65cm x 50cm x 15.5cm 1 Queen Doona 2 Pillows 6 Jumpers	<b>LARGE TRAVEL</b> 45cm x 57cm 2 Shirts 2 Jumpers 1 Jacket	<b>MEDIUM TRAVEL</b> 35cm x 50cm 2 Shirts 2 Jumpers		
		<b>EXTRA LARGE CUBE</b> 67cm x 100cm x 32cm 2 Queen Doonas 2 Pillows	<b>LARGE CUBE</b> 54cm x 75cm x 26cm 1 Queen Doona OR 2 Pillows		

**McGLOINS** supertex

ABN 40 000 028 688

Unit 1/3 Packard Avenue  
Castle Hill NSW 2154 Australia  
Tel +61 2 9836 1000

[www.mcgloins-supertex.com.au](http://www.mcgloins-supertex.com.au)  
[www.spacevacbags.com.au](http://www.spacevacbags.com.au)

SpaceVac® is a registered trademark of McGloins-Supertex Pty Ltd.

Proper Housewares is a division of McGloins-Supertex Pty Ltd



SVIMCB V1.1912

# SpaceVac® by Proper

[www.spacevacbags.com.au](http://www.spacevacbags.com.au)

## VACUUM-SEAL CUBE BAG

### USER INSTRUCTIONS



COMPRESS



PROTECT



ORGANISE




AIRTIGHT



WATERPROOF




RE-USABLE



### FEATURES

- ✓ Fast cap-free valve for use with most **STICK** and **HOSE** vacuums
- ✓ Innovative no-fuss zipper for Single Slide Secure Sealing
- ✓ Square bottom with gusset lets you stack and store. **No need for tubs or boxes!**



Before using for the first time, please read these instructions carefully.  
Keep this for future reference.

- 1** Make sure the clothes/gear you want to store and protect are **completely dry**.



**TIP**

For best compression results, fold clothing /bedding as neatly and flat as possible. Before packing, **stand the cube bag upright** so that the gusset is flat on the floor. Layer clothes/ bedding in rows, with bulkier items first. Pack items evenly so that when compressed, the bag will be flat and level for easy stacking. Do not pack above the dotted line. Overfilling the bag will affect the seal and cause the bag to open.

**2**

**Push out excess air** before zipping.

The SpaceVac® bag features an innovative no-fuss zipper. It requires only a **single slide from one end to the other** to secure and seal the bag closed.



**TIP**


Do not hold or carry the bag by the zipper. To ensure an air tight seal, move the slider gently and slowly. When storing clothes with sharp zippers or hangers, ensure they are placed inside the clothes when folding as they can pierce the bag. Some baby or bed clothing contain oils in their fabric which can unstick the zipper seal. If this occurs, simply wipe the seal with a clean cloth or paper towel then re-seal.

**PRECAUTIONS**

1. Keep out of the reach of children
2. Do not puncture bag \*Articles with metal/sharp edges could result in pin holes
3. Do not use to store food, leather or items made of animal fur
4. Down filled items should only be reduced to 50% as further compression can damage down feathers
5. **Items should be completely dry before packing. If you have damp or soiled clothing whilst travelling, make sure they are not kept longer than 24 hours in your SpaceVac® bag**
6. **Thoroughly air items that have been dry cleaned before packing**
7. Do not store bag near sharp objects, heat sources such as on top shelves of closets near light bulbs or in temperatures above 55°C or below -18°C

**3**

The SpaceVac® bag comes with a fast high tech valve designed for both STICK and HOSE vacuums.



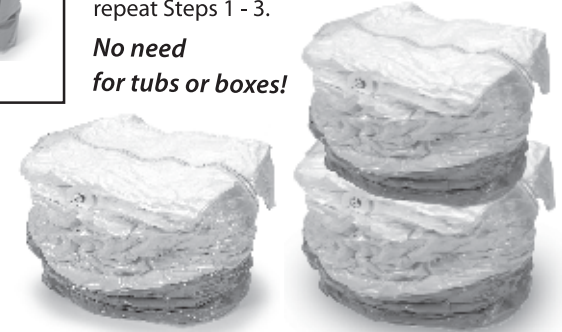
Place the vacuum nozzle **on the valve**.

Use the vacuum cleaner to suck the air out. The compressed bag will now give you more storage space.

The square bottomed gusset allows the convenience of stacking and storing.

If the bag inflates, repeat Steps 1 - 3.

**No need for tubs or boxes!**



Note: Some vacuum connectors may not fully cover the valve seal. To speed up suction, cup one finger around the nozzle. Alternatively, wrap the nozzle in either sticky tape, electrical tape, aluminum foil or cling wrap if necessary.

**FREQUENTLY ASKED QUESTIONS**

**What are the advantages of vacuum-sealing?**

The most common enemies of stored items are dust, dirt, mildew, insects and water, along with oxidation and ultraviolet light. Oxidation causes discoloration and accelerates the spread of any stains present in fabric. Vacuum-sealing drastically reduces the effects of oxidation and retards the growth of mildew. Most importantly, vacuum-sealing compresses items and saves valuable storage space.

**What makes SpaceVac® watertight and airtight?**

Three design features work together to create the airtight seal and maintain the vacuum in SpaceVac®.

The fast, high tech one-way air valve allows removal of air from SpaceVac® bags using most household vacuum cleaners including Stick vacuums.

The airtight closure system includes the new no fuss zipper for single slide secure sealing.

SpaceVac® is made from biaxial layers of polyethylene and nylon, which air and water cannot permeate. These give it the strength, flexibility and durability to hold the vacuum seal.

**What is the most common use for the SpaceVac® vacuum-seal bag?**

Everyday household storage of 'soft' items such as seasonal clothing, pillows, linen, doonas, quilts, jumpers etc.

**How often should items be removed?**

Every six months, remove items to air out and restore loft by fluffing or tumbling in dryer set on 'cool'.

Continued overleaf