

User Manual

WITH
QUICK
START
GUIDE

ALDI guarantees that our exclusive brand products are developed to our stringent quality specifications. If you are not entirely satisfied with this product, please return it to your nearest ALDI store within 60 days from the date of purchase for a full refund or replacement, or take advantage of our after sales support by calling the supplier's Customer Service Hotline.

AUS

Made in China

Easy Home® is a registered trademark of ALDI Stores

DISTRIBUTED BY:
ALDI STORES,
1 SARGENTS ROAD
MINCHINBURY NSW 2770
www.aldi.com.au

AFTER SALES SUPPORT

W²



AUS 1300 470 038

MODEL: 64061 PRODUCT CODE: 61290 08/2018

3

YEAR WARRANTY

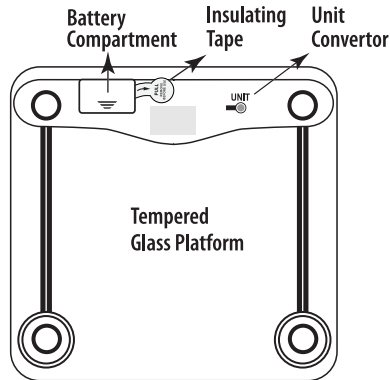


GLASS DIGITAL BATHROOM SCALE



QUICK START GUIDE

BASE OF SCALE



1. Remove the insulating tape from the battery compartment at the base.
2. Select the unit measure for Kilograms (kg), Pounds (lb) or Stones (st) by pressing the Unit Converter button.
3. Place the scale right side up, on a firm and level surface.
4. Gently step onto the scale to activate it. Make sure your feet are equally apart, weight distributed evenly and you stand perfectly still.
5. Once a steady reading is taken, the display will lock and flash to indicate your weight.
6. The scale automatically turns off after approximately 8 seconds when left idle.

SCALE SPECIFICATIONS

8mm thick tempered glass platform

Weighs in kilograms (kg), pounds (lb) or stone and pounds (st lb)

Capacity - 180kg / 397lb / 28st

Weight graduation - 0.1kg / 0.2lb / 0.2lb

LCD size 74mm x 28mm; Inversed with white backlight

'Step on Start' and Auto Off

Readout Warnings - Low battery power; Overload; Computation error

Battery - 2 x AAA (included)

AFTER SALES SUPPORT

 1300 470 038

AUS Hotline Costs

1

 Email: customerservice@mstx.com.au

MODEL: 64061 PRODUCT CODE: 61290 08/2018



Glass Digital Bathroom Scale

Repair and Refurbished Goods or Parts Notice

Unfortunately, from time to time, faulty products are manufactured which need to be returned to the Supplier for repair.

Please be aware that if your product is capable of retaining user-generated data (such as files stored on a computer hard drive, telephone numbers stored on a mobile telephone, songs stored on a portable media player, games saved on a games console or files stored on a USB memory stick) during the process of repair, some or all of your stored data may be lost.

We recommend you save this data elsewhere prior to sending the product for repair.

You should also be aware that rather than repairing goods, we may replace them with refurbished goods of the same type or use refurbished parts in the repair process.

Please be assured though, refurbished parts or replacements are only used where they meet ALDI's stringent quality specifications.

If at any time you feel your repair is being handled unsatisfactorily, you may escalate your complaint. Please telephone us on 1300 470 038 or write to us at:

McGLOINS-SUPERTEX PTY LTD

PO Box 6847, Baulkham Hills BC, NSW 2153

Telephone: 1300 470 038 Mon - Fri 8.30am - 4.30pm AEST

Email: customerservice@mstx.com.au

AFTER SALES SUPPORT

 1300 470 038

AUS Hotline Costs

6

 Email: customerservice@mstx.com.au

MODEL: 64061 PRODUCT CODE: 61290 08/2018



Glass Digital Bathroom Scale

Warranty Details

REGISTER YOUR PURCHASE AT www.aldi.com.au/en/about-aldi/product-registration/
TO KEEP UP-TO-DATE WITH IMPORTANT PRODUCT INFORMATION

The product is guaranteed to be free from defects in workmanship and parts for a period of 3 years (dependent on product) from the date of purchase. Defects that occur within this warranty period, under normal use and care, will be repaired, replaced or refunded at our discretion. The benefits conferred by this warranty are in addition to all rights and remedies in respect of the product that the consumer has under the Competition and Consumer Act 2010 and similar state and territory laws.

Our goods come with guarantees that cannot be excluded under the Australian Consumer Law. You are entitled to a replacement or refund for a major failure and for compensation for any other reasonably foreseeable loss or damage. You are also entitled to have the goods repaired or replaced if the goods fail to be of acceptable quality and the failure does not amount to a major failure.


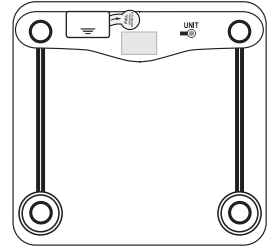
OPERATING INSTRUCTIONS

Please retain this Manual for future reference and read the instructions carefully before use to ensure the correct operation of the scale.

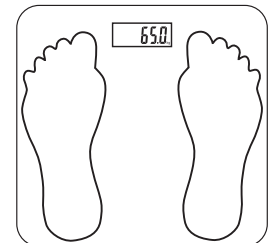
This device is intended for indoor domestic use only and is not intended for commercial, industrial or trade use.

Preparing your scale

1. Remove all packaging before weighing then turn the scale over and gently place face down on a clean, flat table or benchtop.
2. Pull out the insulating tape from the battery compartment. This will allow the scale to function. If necessary, remove the cover first.



3. Next select the unit measure for Kilograms (kg), Pounds (lb) or Stones (st) by pressing the Unit Converter button. Your scale is now ready for use.
4. Turn it over and place your scale on a firm and level surface. Use on soft or flexible floor material (like carpet or a chair mat) will result in inconsistent and inaccurate readings due to the instability of the floor.
5. This is a 'Step on Start' scale. Gently step onto the scale to turn it on. Ensure that the glass top is kept dry as it could become slippery when wet. When standing on your scale, make sure your feet are placed equally apart on it, your weight is distributed evenly between your feet and you stand perfectly still. Movement, leaning backward or forward and not standing evenly on your scale will affect the accuracy of the weight displayed.
6. Once a steady reading is taken the display will lock and flash to indicate your final weight.
7. It turns off automatically after about 8 secs when left idle.

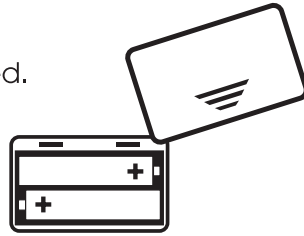


Readout Warnings

Low battery indicator



Batteries are losing power and must be replaced. Remember to always use fresh, good quality batteries. Ensure that battery polarity is correct when inserting into the battery compartment. If unsure, follow the markings inside.



Overloading



The scale has exceeded its capacity (over 180kg / 397lb / 28st). Remove the weight immediately to avoid possible damage to the scale's sensor.

Weighing Error



This appears as you step off the scale indicating a computation error. Please step back onto the scale gently and stand perfectly still to re-weigh yourself.

Care and Maintenance of the Scale

- When necessary, wipe the glass platform with a slightly damp cloth. Avoid the use of corrosive cleaners.
- Ensure that the glass top is kept dry as it could become slippery when wet.
- Do not immerse the scale in water.
- Handle the scale with care. Do not jump or pound on it.
- Do not attempt to dismantle the scale. It does not contain parts that may be repaired by the user.
- Do not subject the scale to extreme temperatures.
- Remove the batteries if the scale is not being used for a long period of time.
- Should your scale reach the end of its working life, please separate it from other types of waste and dispose of responsibly. If unsure, check with your local authority for recycling advice.

AFTER SALES SUPPORT

1300 470 038

AUS Hotline Costs

3

Email: customerservice@mstx.com.au

MODEL: 64061 PRODUCT CODE: 61290 08/2018

Hints on Using Bathroom Scales

Moving your scale around frequently may affect its accuracy, so if possible, try to leave it in a permanent position that has a firm and even surface. Use on soft or flexible floor material (like carpet or a chair mat) will result in inconsistent and inaccurate readings due to the instability of the floor.

Body weight varies with a number of factors including the amount of food recently eaten, the amount of waste recently expelled by the body, vigorous exercise and of course, the clothes you wear. If possible, try to weigh yourself at the same time of day under the same conditions and with the same clothes on, or preferably no clothes on. This will reduce the chance of getting unexplained variations in weight.

Do not try to compare your weight on a number of scales. You may find you get different readings which can be frustrating and confusing. The differences could be due to some scales being slightly inaccurate and/or your own body weight varying due to one or more of the factors mentioned above.

Even if a scale appears slightly inaccurate, it will normally give you an accurate measurement of the variance in your weight from the previous times you weighed yourself. Most people purchase a scale to monitor their weight every now and then or to monitor loss or gain of weight during a loss/gain program they have chosen. If you regularly use the same scale under the same conditions, it should monitor changes in your weight accurately.

Warning about Batteries

- **KEEP OUT OF REACH OF CHILDREN**
- Batteries are harmful if swallowed
- Non-rechargeable batteries are not to be recharged
- Different types of batteries or old and new batteries are not to be mixed
- Only batteries of the same or equivalent type are to be used
- Batteries are to be inserted with the correct polarity
- Remove exhausted batteries from the product
- Remove batteries from the battery compartment when not in use
- Do not short circuit the battery terminals
- Never throw batteries in a fire or attempt to open up their outer casing
- Dispose of old batteries responsibly. It should not be disposed of with household waste. Check with your local authority for recycling advice

BATTERY WARNING:

INTERNAL BURNS / CHOKING HAZARD
Swallowing batteries may lead to serious injury or death (severe burns can occur within 2 hours).

IMMEDIATELY SEE A DOCTOR

Emergency Telephone Numbers
AUSTRALIA 000
Poisons Information Centre
AUSTRALIA 13 1126

KEEP BATTERIES OUT OF REACH OF CHILDREN
Dispose of batteries immediately and responsibly

AFTER SALES SUPPORT

1300 470 038

AUS Hotline Costs

4

Email: customerservice@mstx.com.au

MODEL: 64061 PRODUCT CODE: 61290 08/2018